





© DEPARTMENT OF TOURISM AND HOSPITALITY - TOURISM NT

Overnight Journey Summary

YEAR ENDING (YE) JUNE 2025


TOP INTERNATIONAL MARKETS

- 

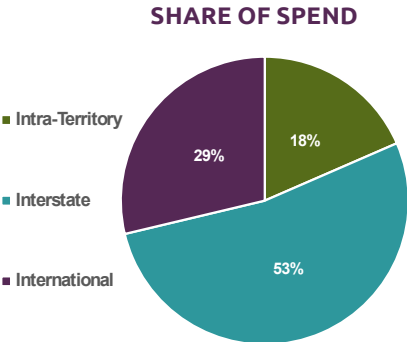
UNITED STATES OF AMERICA
OVERNIGHT TRIPS 34,000 ↑ 20%
SPEND \$80M
- 

UNITED KINGDOM
OVERNIGHT TRIPS 25,000 ↑ 8.2%
SPEND \$56M
- 

GERMANY
OVERNIGHT TRIPS 20,000 ↑ 7.3%
SPEND \$39M
- 






NEW ZEALAND
OVERNIGHT TRIPS 15,000 ↓ 4.1%
SPEND \$32M
- 

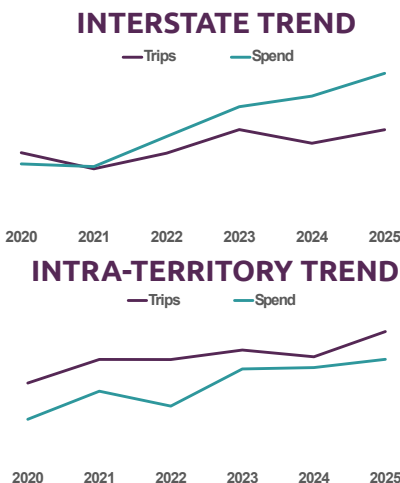
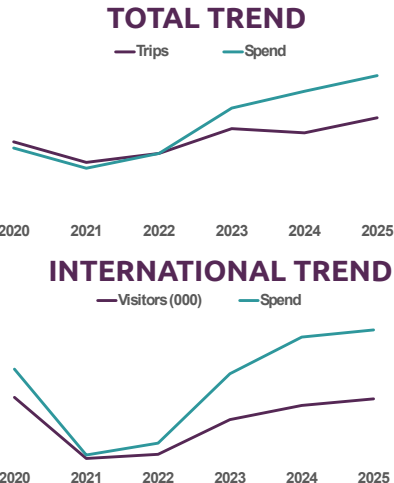
CHINA*
OVERNIGHT TRIPS 13,000 ↗
SPEND \$28M



\$1.7 BILLION

 FROM A TOTAL 1.2 MILLION OVERNIGHT TRIPS

	TOTAL OVERNIGHT TRIPS	TOTAL OVERNIGHT SPEND	AVERAGE SPEND PER TRIP	TOTAL NIGHTS	AVERAGE NIGHTS
					
TOTAL	1.2M YE JUNE 2025 ↑ 19% 985,000 YE JUNE 2024	\$1.70B YE JUNE 2025 ↑ 13% \$1.50B YE JUNE 2024	\$1,446 YE JUNE 2025 ↓ 5.2% \$1,525 YE JUNE 2024	8.2M YE JUNE 2025 ↓ 2.3% 8.4M YE JUNE 2024	7.0 YE JUNE 2025 ↓ 1.5 NIGHTS 8.5 YE JUNE 2024
INTERNATIONAL	227,000 YE JUNE 2025 ↑ 12% 202,000 YE JUNE 2024	\$487M YE JUNE 2025 ↑ 5.9% \$460M YE JUNE 2024	\$2,145 YE JUNE 2025 ↓ 5.6% \$2,272 YE JUNE 2024	4.1M YE JUNE 2025 ↓ 13% 4.7M YE JUNE 2024	18.0 YE JUNE 2025 ↓ 5.4 NIGHTS 23.4 YE JUNE 2024
INTERSTATE	546,000 YE JUNE 2025 ↑ 18% 461,000 YE JUNE 2024	\$896M YE JUNE 2025 ↑ 19% \$755M YE JUNE 2024	\$1,642 YE JUNE 2025 ↑ 0.4% \$1,636 YE JUNE 2024	3.0M YE JUNE 2025 ↑ 10% 2.8M YE JUNE 2024	5.6 YE JUNE 2025 ↓ 0.4 NIGHTS 6.0 YE JUNE 2024
INTRA-TERRITORY	401,000 YE JUNE 2025 ↑ 25% 321,000 YE JUNE 2024	\$314M YE JUNE 2025 ↑ 9.0% \$288M YE JUNE 2024	\$783 YE JUNE 2025 ↓ 13% \$895 YE JUNE 2024	1.1M YE JUNE 2025 ↑ 19% 881,000 YE JUNE 2024	2.6 YE JUNE 2025 ↓ 0.1 NIGHTS 2.7 YE JUNE 2024



Source: International Visitor Survey and Domestic Tourism Statistics - Tourism Research Australia, Year Ending June 2025. Period-to-period percentage changes may differ slightly due to rounding. The change in reporting from the National Visitor Survey to the Domestic Tourism Statistics means there will be a break in series due to change in methodology making previous published results unable to be used in comparison. NOTE: Percentage changes are compared to YE June 2024 unless otherwise stated. * China includes China, Taiwan and Hong Kong. Disclaimer: The Northern Territory of Australia exercised due care and skill to ensure that at the time of publication the information contained in this publication is true and correct. However, it is not intended to be relied on as professional advice or used for commercial purposes. The Territory gives no warranty or assurances as to the accuracy of the information contained in the publication and to the maximum extent permitted by law accepts no direct or indirect liability for reliance on its content.

TOURISMNT.COM.AU