

Background

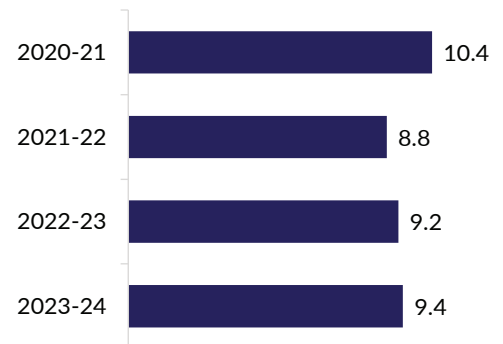
The NT Learning Adventures (NTLA) Save and Learn program offers funding to eligible school groups, providing an incentive to book and travel to the Northern Territory (NT) with their students. The program aims to support tourism businesses and grow the sector by attracting more schools, encouraging them to stay longer, see, do and spend more. Eligible schools can apply for a \$2,000 rebate per school group. The rebate is available to schools who travel with a minimum of ten students, stay in the NT for a minimum of five nights and book with at least three NTLA operators.

This factsheet provides comparative insights based on data from participating schools of the Save and Learn program for financial years from 2020-21 to 2023-24. In 2023-24 the Save and Learn program was extended to NT schools. This factsheet only represents interstate school applications.

Value of student groups travelling on Save and Learn

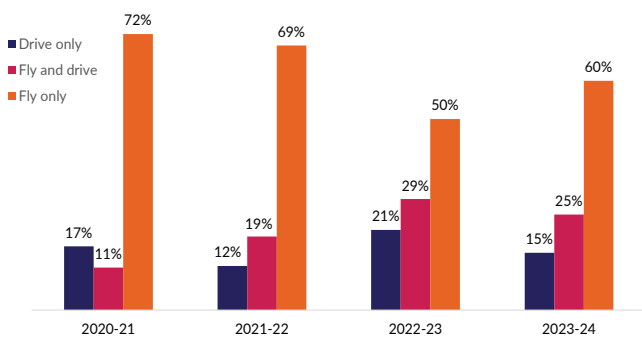
FINANCIAL YEAR	Number of school groups travelled	Average number of students per group	Average number of adults per group	Average spend per student	Average* total spend per excursion
2020-21	18	46	8	\$2,712	\$126,063
2021-22	31	40	5	\$2,592	\$99,470
2022-23	74	41	5	\$2,497	\$97,741
2023-24	64	40	5	\$2,925	\$113,845

Average days in the NT



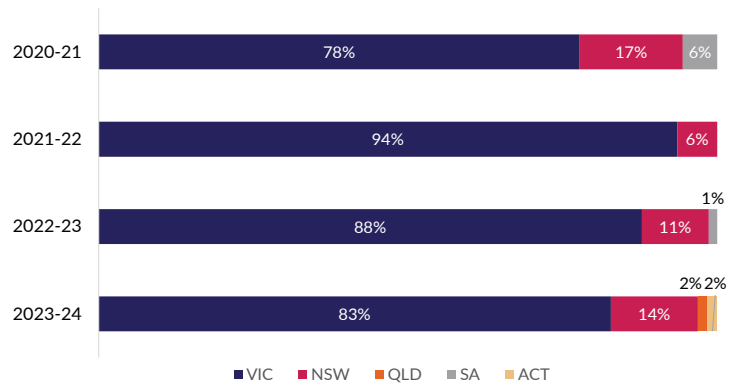
* relates to total excursion spend including travel to/ from the NT.

Student groups travel to the NT



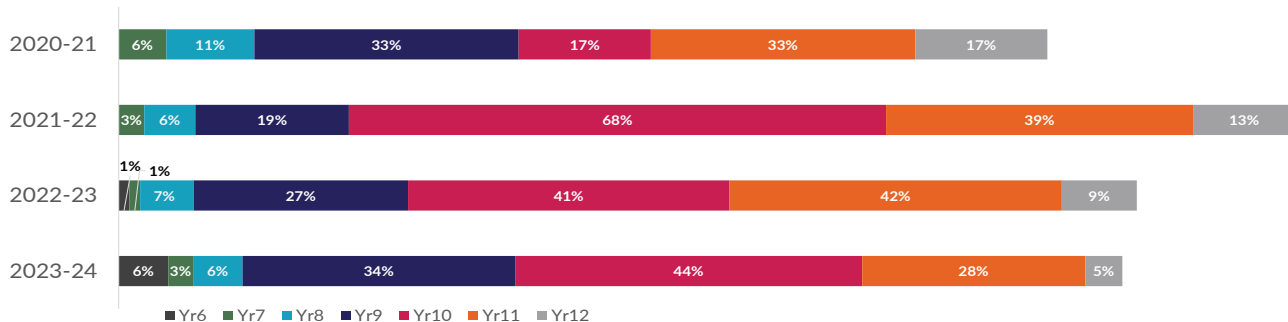
Note: figures reflect how student groups travel to and from the NT. Fly only refers to fly in, fly out (FIFO). Fly and drive refers to flying one way into the NT and driving the other way.

Origin of student groups



Note: percentages may not add up to 100% due to rounding.

Year levels across student groups



Note: some student groups may include multiple year levels.

Areas visited

Each school group visits an average of three areas whilst in the Northern Territory.

The table below shows the regional dispersal of school trips, with the percentage of groups that have visited each

FINANCIAL YEAR	Alice Springs	Uluru	Kings Canyon	West Macs	East Macs	Barkly	Darwin	Kakadu	Litchfield	Katherine	Arnhem Land	Tiwi Islands
2020-21	56%	56%	56%	22%	6%	6%	50%	44%	11%	39%	11%	<1%
2021-22	81%	84%	55%	39%	6%	10%	35%	42%	42%	32%	3%	3%
2022-23	89%	86%	69%	53%	1%	1%	28%	28%	26%	20%	4%	3%
2023-24	84%	83%	52%	50%	<1%	2%	34%	30%	20%	22%	5%	2%

Note: the above figures are based on survey responses.

Feedback on how the funding supports schools

'It will assist with providing the students with more learning experiences in Indigenous culture and spirituality.'

2020-21

'The funding will allow students to have an enhanced experience of their visit to the NT, as it will align with the key aspects of the curriculum.'

2023-24

'This grant will assist us in providing resources for our students to educate and immerse themselves in Indigenous culture.'

2022-23

'Subsidising cost of travel to and from the NT for students, allows them to experience more of the NT, by enabling them to stay for longer.'

2022-23



'It increases the number of paid experiences we can build in for the students.'

2020-21

'We had a wonderful time travelling from Uluru to Darwin. Our students have brought home lifelong memories.'

2023-24

'This funding will enable our program to include a local artist to create an art piece for our school with our students.'

2022-23

'This grant will improve our students' experience by providing access to many cultural places and activities in the Northern Territory thus enhancing student appreciation for Australia's environment and Indigenous practices.'

2021-22

Disclaimer: The Northern Territory of Australia exercised due care and skill to ensure that at the time of publication the information contained in this publication is true and correct. However, it is not intended to be relied on as professional advice or used for commercial purposes. The Territory gives no warranty or assurances as to the accuracy of the information contained in the publication and to the maximum extent permitted by law accepts no direct or indirect liability for reliance on its content.

For more information, please contact the Research team on: research.tourismnt@nt.gov.au

Published: July 2024