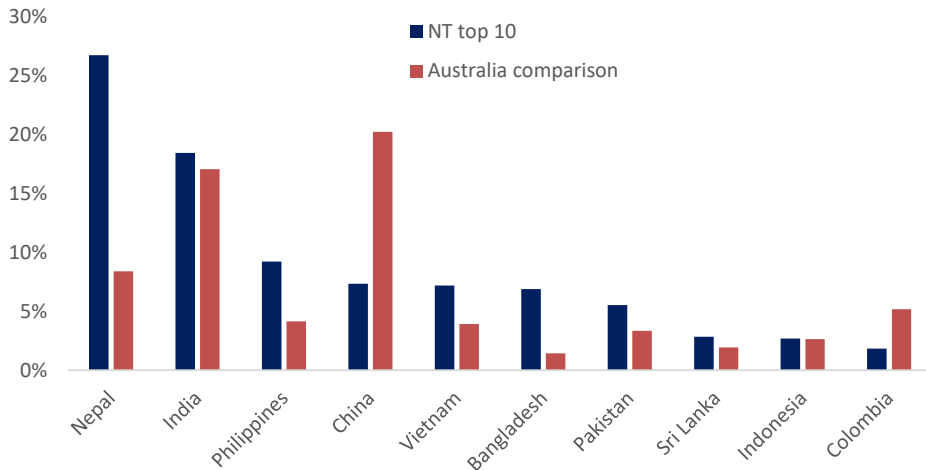


International Student Data Snapshot September 2023



Territory's top 10 countries of origin as proportion of total enrolments



5,135 international students enrolled in the NT

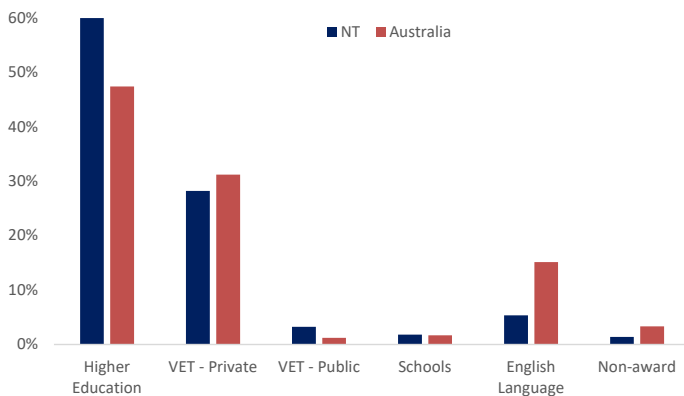
896,960 international students enrolled in Australia

\$165 million¹ contribution of the international education sector to the NT economy in 2022

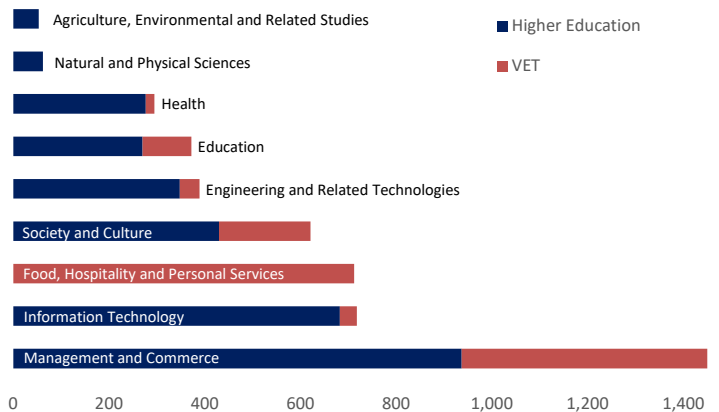
591 jobs¹ supported in the NT in 2022

\$26,400¹ average annual expenditure per student in the NT in 2022

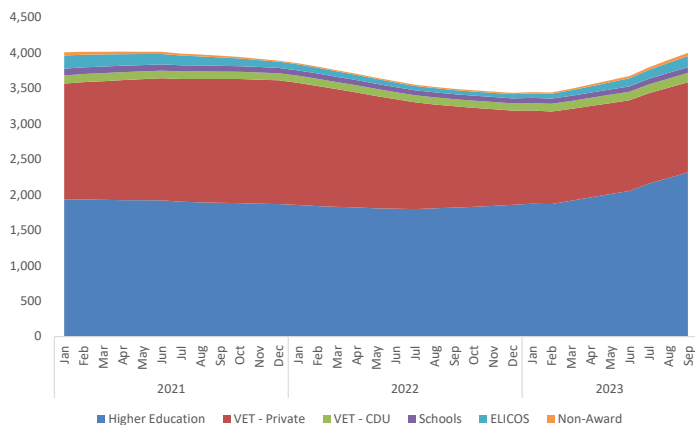
International student enrolments by sector



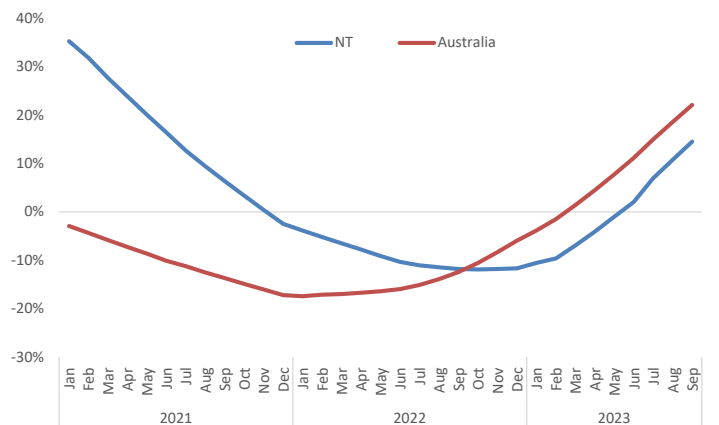
Broad field of education in the Territory



Growth in student enrolments by sub sector in the Territory, rolling annual 2021-2023



Growth in student enrolments Territory and Australia, rolling annual 2021-2023



Source: Austrade unless otherwise stated.
1. Deloitte 2022 International Education and Training in the Northern Territory - Economic Snapshot

Disclaimer: The Northern Territory of Australia exercised due care and skill to ensure that at the time of publication the information contained in this publication is true and correct. However, it is not intended to be relied on as professional advice or used for commercial purposes. The Territory gives no warranty or assurances as to the accuracy of the information contained in the publication and to the maximum extent permitted by law accepts no direct or indirect liability for reliance on its content.