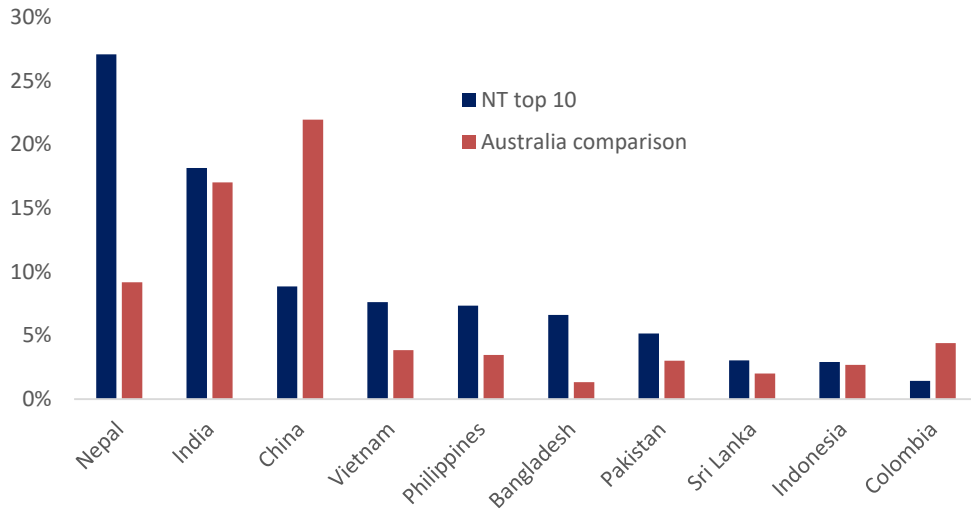


# International Student Data Snapshot March 2023

## Territory's top 10 countries of origin as proportion of total enrolments



**3,680** international students enrolled in the NT

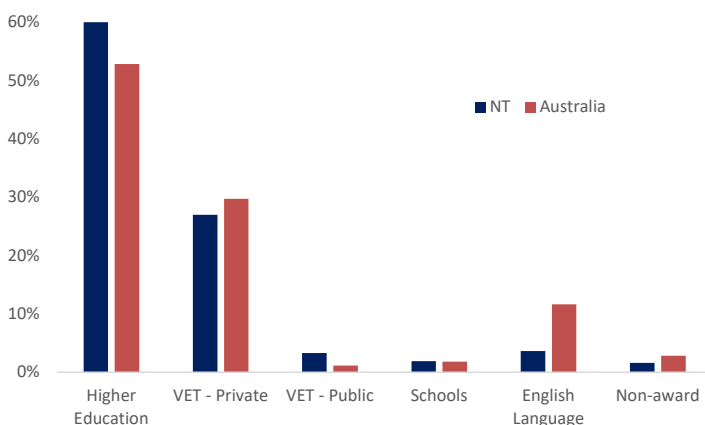
**613,217** international students enrolled in Australia

**\$169 million<sup>1</sup>** contribution of the international education sector to the NT economy in 2021

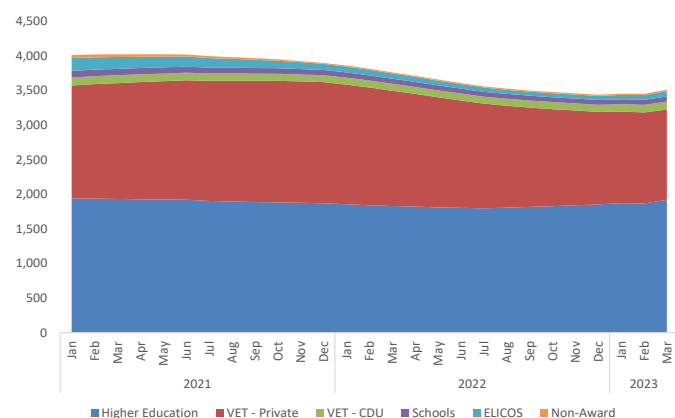
**665 jobs<sup>1</sup>** supported in the NT in 2021

**\$27,139<sup>1</sup>** average annual expenditure per student in the NT in 2021

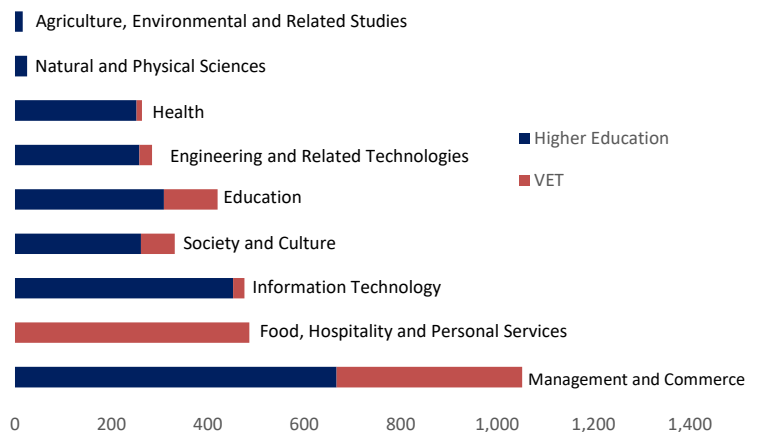
## International student enrolments by sector



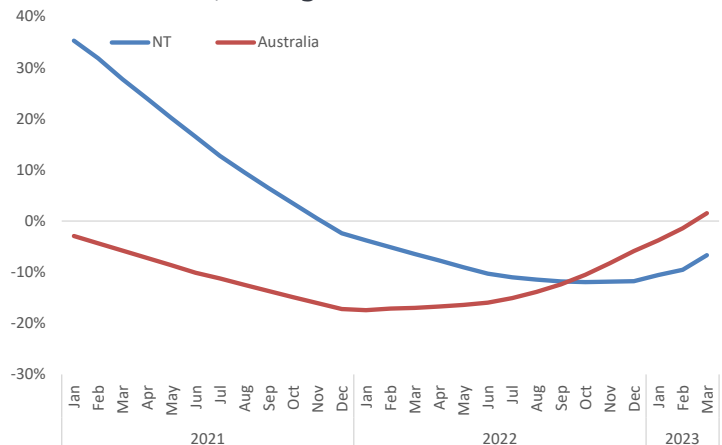
## Growth in student enrolments by sub sector in the Territory, rolling annual 2021-2023



## Broad field of education in the Territory



## Growth in student enrolments Territory and Australia, rolling annual 2021-2023



Source: Austrade unless otherwise stated.

1. Deloitte 2021 International Education and Training in the Northern Territory - Economic Snapshot

**Disclaimer:** The Northern Territory of Australia exercised due care and skill to ensure that at the time of publication the information contained in this publication is true and correct. However, it is not intended to be relied on as professional advice or used for commercial purposes. The Territory gives no warranty or assurances as to the accuracy of the information contained in the publication and to the maximum extent permitted by law accepts no direct or indirect liability for reliance on its content.