

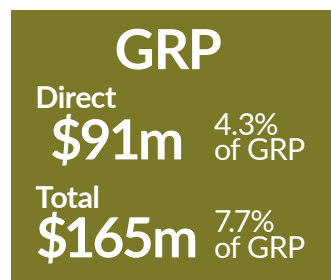
Economic Contribution of Tourism to Katherine Daly 2016-17 to 2018-19

Katherine Daly Summary

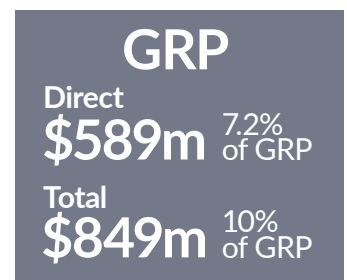
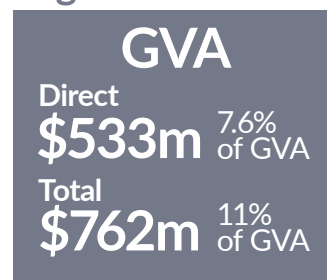
Over the three years 2016-17 to 2018-19, total tourism Gross Value Added (GVA) in Katherine Daly on average was worth \$137 million per annum, or 7.5% of the region's total GVA. During the same time period, tourism in Katherine Daly on average supported a total of 1,300 jobs per year, or 14% of the region's total employment.

Value of Tourism

Katherine Daly



Regional NT



Direct tourism GVA



TRANSPORT

\$29.9m



ACCOMMODATION*

\$12.8m



FOOD SERVICES

\$10.9m



RETAIL TRADE

\$9.3m



EDUCATION AND TRAINING

\$4.0m



OTHER INDUSTRIES

\$13.7m

TOTAL (ALL INDUSTRIES)

\$80m

Tourism employment in Katherine Daly

Direct Jobs

900

10% of region's employment

Jobs Supported

1,300

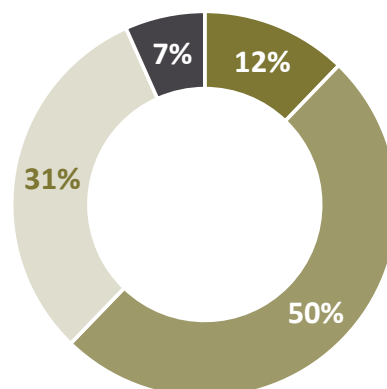
14% of region's employment

Tourism consumption in Katherine Daly

Direct

\$296 million

Share of tourism consumption by visitor type



- Same-day travel
- Intrastate overnight
- Interstate overnight
- International overnight

*Includes ownership of dwelling (rentals from visitor owned properties or leased holiday homes where used as holiday accommodation for owners personal use).

Note: Figures are based on a 3 years average (2016-17, 2017-18, 2018-19)
GRP = Gross Regional Product
GVA = Gross Value Added