

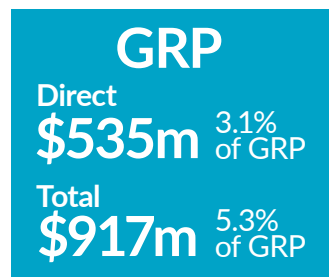

# Economic Contribution of Tourism to Darwin 2016-17 to 2018-19

## Darwin Summary

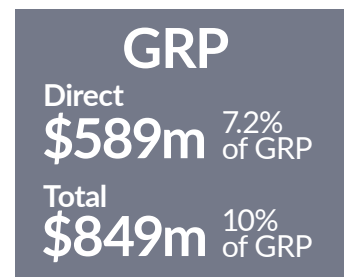

Over the three years 2016-17 to 2018-19, total tourism Gross Value Added (GVA) in Darwin on average was worth \$791 million per annum, or 5.3% of the region's total GVA. During the same time period, tourism in Darwin on average supported a total of 5,700 jobs per year, or 6.3% of the region's total employment.

## Value of Tourism

### Darwin



### Regional NT



## Direct tourism GVA



TRANSPORT  
**\$165.5m**



ACCOMMODATION\*  
**\$81.8m**



FOOD SERVICES  
**\$76.2m**



RETAIL TRADE  
**\$51.5m**



EDUCATION AND TRAINING  
**\$28.9m**



OTHER INDUSTRIES  
**\$89.6m**

TOTAL (ALL INDUSTRIES)

**\$494m**

## Tourism employment in Darwin

Direct Jobs

**3,800**

4.2% of Darwin employment

Jobs Supported

**5,700**

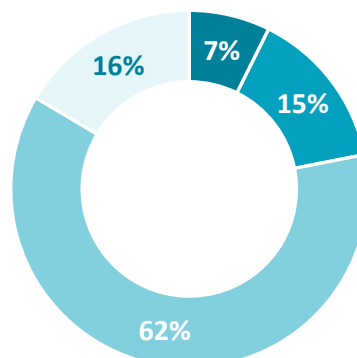
6.3% of Darwin employment

## Tourism consumption in Darwin

Direct

**\$1.3 billion**

## Share of tourism consumption by visitor type



-  Same-day travel
-  Intrastate overnight
-  Interstate overnight
-  International overnight

\*Includes ownership of dwelling (rentals from visitor owned properties or leased holiday homes where used as holiday accommodation for owners personal use).

Note: Figures are based on a 3 years average (2016-17, 2017-18, 2018-19)  
GRP = Gross Regional Product  
GVA = Gross Value Added