

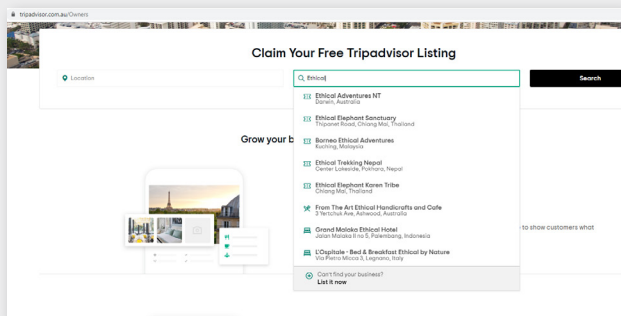
# How to list your business on Tripadvisor

1. Go to [tripadvisor.com.au/Owners](http://tripadvisor.com.au/Owners) and search for your business. There may already be an existing listing for your business that you can claim.

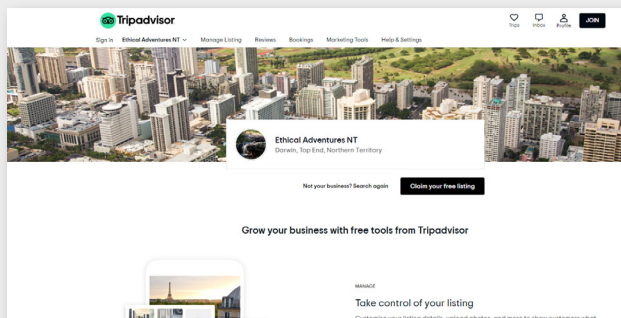
## Existing listing

If there is an existing listing for your business follow these steps:

2. Type in your business name. If it appears in the drop-down menu, select it and click Claim Your Business.



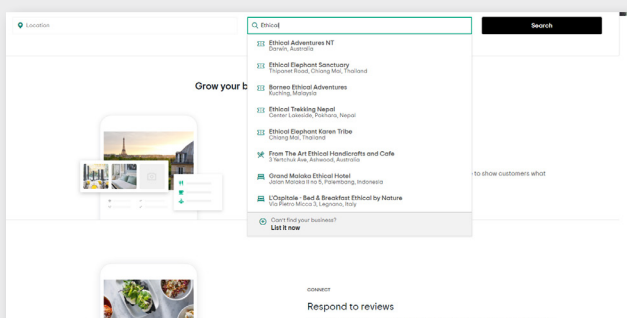
3. Then click "Claim Your Free Listing".



4. Proceed to steps 5-6.

## New listing

2. If your business did not show in the search box then you will need to click "List it now" at the bottom of the search results.



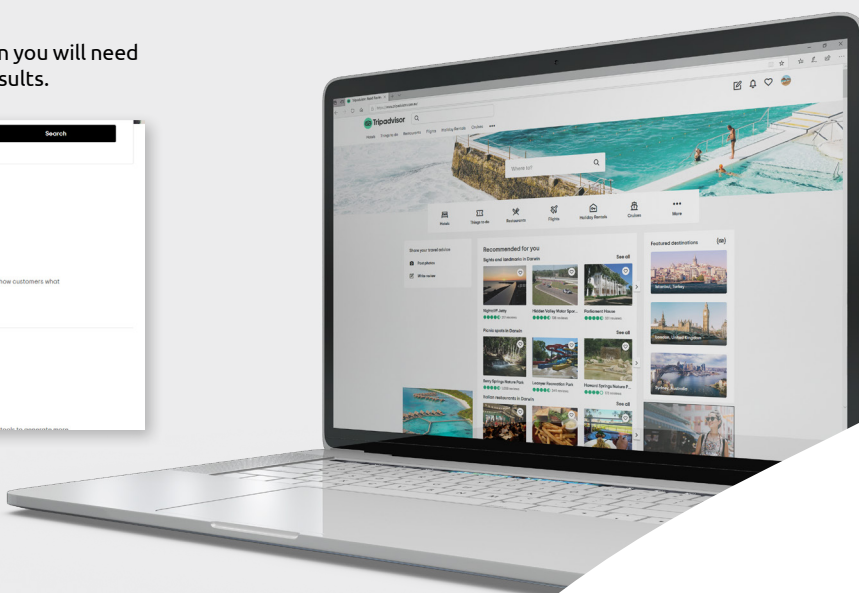
3. Once you are on this page [www.tripadvisor.com.au/GetListedNew](http://www.tripadvisor.com.au/GetListedNew) complete the steps to list your business.

4. Proceed to steps 5-7.

5. Complete your listing for your hotel, restaurant or attraction, including map reference, and click next.

6. Complete any other information required, including description and uploading a photo, and click Submit.

7. Your submissions will be reviewed and Tripadvisor will contact you within a week.



For more information contact the Department of Industry, Tourism and Trade on 08 8999 3900 or visit [tourismnt.com.au](http://tourismnt.com.au)

