

# TOURISM BUSINESSES IN THE NORTHERN TERRITORY

Report Period:  
June 2016



Outback Adventures, Longitude 131, Uluru, Northern Territory  
Credit: Peter Aitchison / Tourism NT

## OVERVIEW

JUNE 2016


**2,100**  
TOURISM  
BUSINESSES  
IN THE NT



The Northern Territory had the second largest proportion of tourism businesses as a share of total businesses at **14.9%**



**SMALL BUSINESSES**  
(5-19 PEOPLE)



**MEDIUM AND LARGE BUSINESSES**  
(MORE THAN 20 PEOPLE)

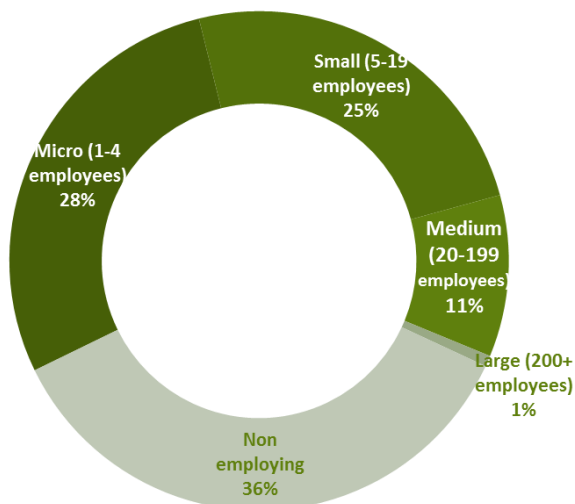
Tourism Research Australia's (TRA) Tourism Businesses in Australia June 2012 - June 2016 report estimates the number of businesses in the Australian tourism industry by employment size, industry type, location and financial performance. Business counts are sourced and derived from the Australian Bureau of Statistics' (ABS), Business Register (unpublished data). The [full report](#) and data tables from TRA can be found on their website.

Note: Arrows indicate change from June 2015 to June 2016

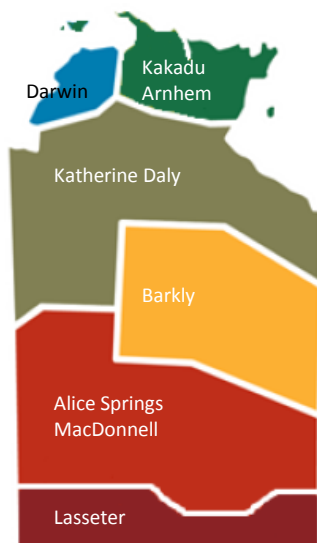
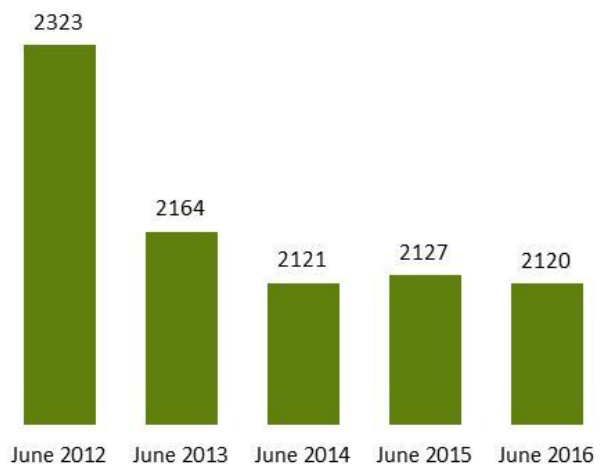
# EMPLOYMENT SIZE

NORTHERN TERRITORY JUNE 2016	EMPLOYING BUSINESSES				NON EMPLOYING	TOTAL
	Micro	Small	Medium & Large	Total		
Number of employees	1-4	5-19	20+			
Accommodation	31	50	41	122	64	186
Cafes, restaurants and takeaway food services	194	138	53	385	103	488
Clubs, pubs, taverns and bars	7	24	42	73	19	92
Taxi transport	14	3	0	17	89	106
Air, water and other transport	28	14	7	49	68	117
Motor vehicle hiring	6	3	0	9	10	19
Travel agency and tour operator services	12	16	6	34	37	71
Cultural services	11	0	3	14	65	79
Casinos and other gambling services	8	3	3	14	3	17
Automotive fuel retailing	18	19	11	48	12	60
Other sports and recreation services	25	13	3	41	33	74
Other retail trade	247	239	68	554	257	811
<b>TOTAL TOURISM INDUSTRIES</b>	<b>601</b>	<b>522</b>	<b>237</b>	<b>1360</b>	<b>760</b>	<b>2120</b>

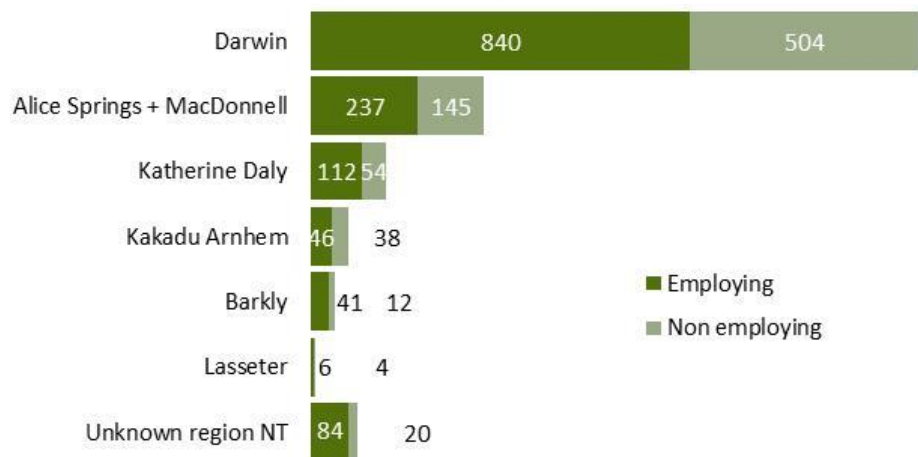
**BUSINESS SIZE PROPORTIONS IN THE NORTHERN TERRITORY, JUNE 2016**



**NUMBER OF BUSINESSES IN THE NORTHERN TERRITORY JUNE 2012 – JUNE 2016**



**TOURISM BUSINESSES BY NT TOURISM REGIONS**



Note: Smaller estimates need to be used with caution as these may not represent the true number of businesses due to rounding undertaken in the confidentialisation process by the ABS.