

HOW TO LIST YOUR BUSINESS ON TRIPADVISOR

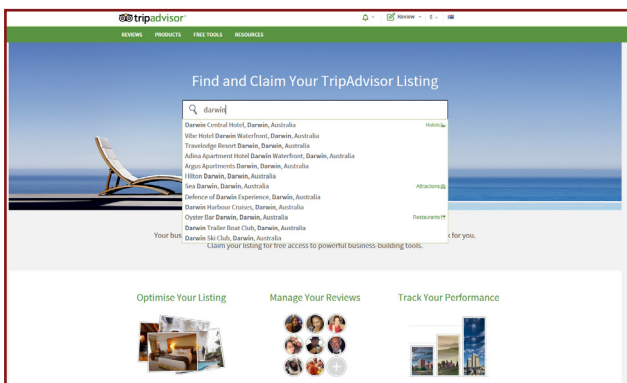


1. Go to tripadvisor.com.au/Owners and search for your business. There may already be an existing listing for your business that you can claim.

EXISTING LISTING

If there is an existing listing for your business follow these steps:

2. Type in your business name. If it appears in the drop-down menu, select it and click Claim Your Business.



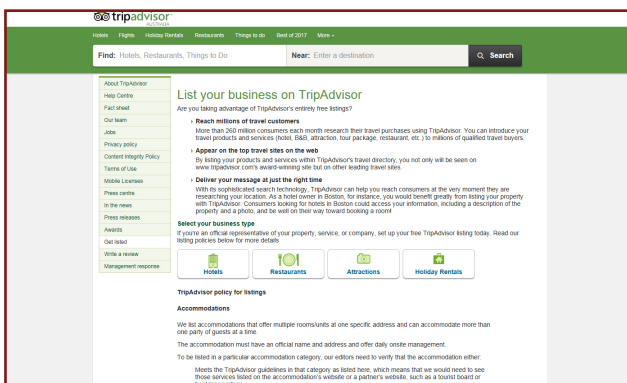
Find and claim your listing

3. Complete the form to claim your listing and click Continue. Proceed to steps 4-6

NEW LISTING

If there is an existing listing for your business follow these steps:

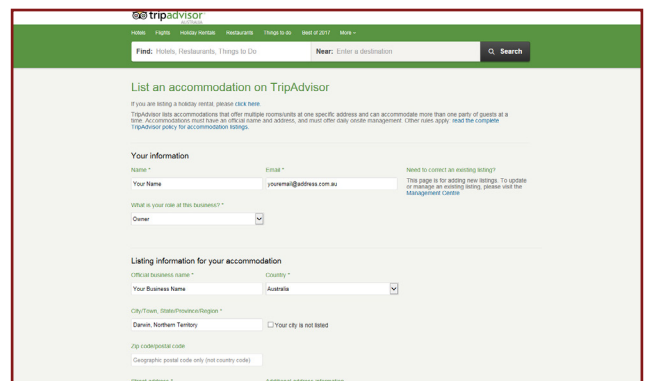
2. Type in your business name. If it appears in the drop-down menu, select it and click Claim Your Business.



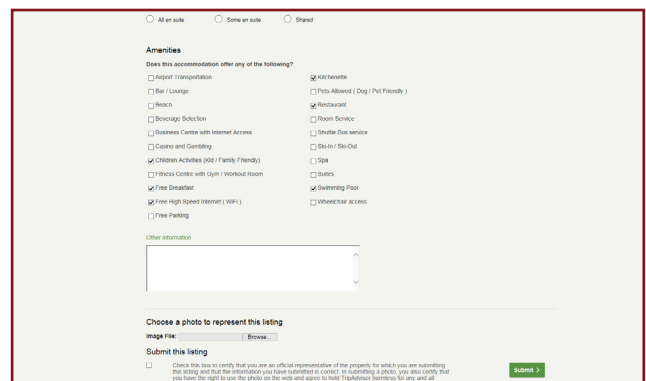
Select the category relevant to your business

3. Complete the form to claim your listing and click Continue. Proceed to steps 4-6

4. Complete your information and listing information for your hotel, restaurant or attraction, including map reference, and click Next.
5. Complete the other information required, including description and uploading a photo, and click Submit.



6. Your submission will be reviewed and TripAdvisor will contact you within about a week.



Click Submit and you're done